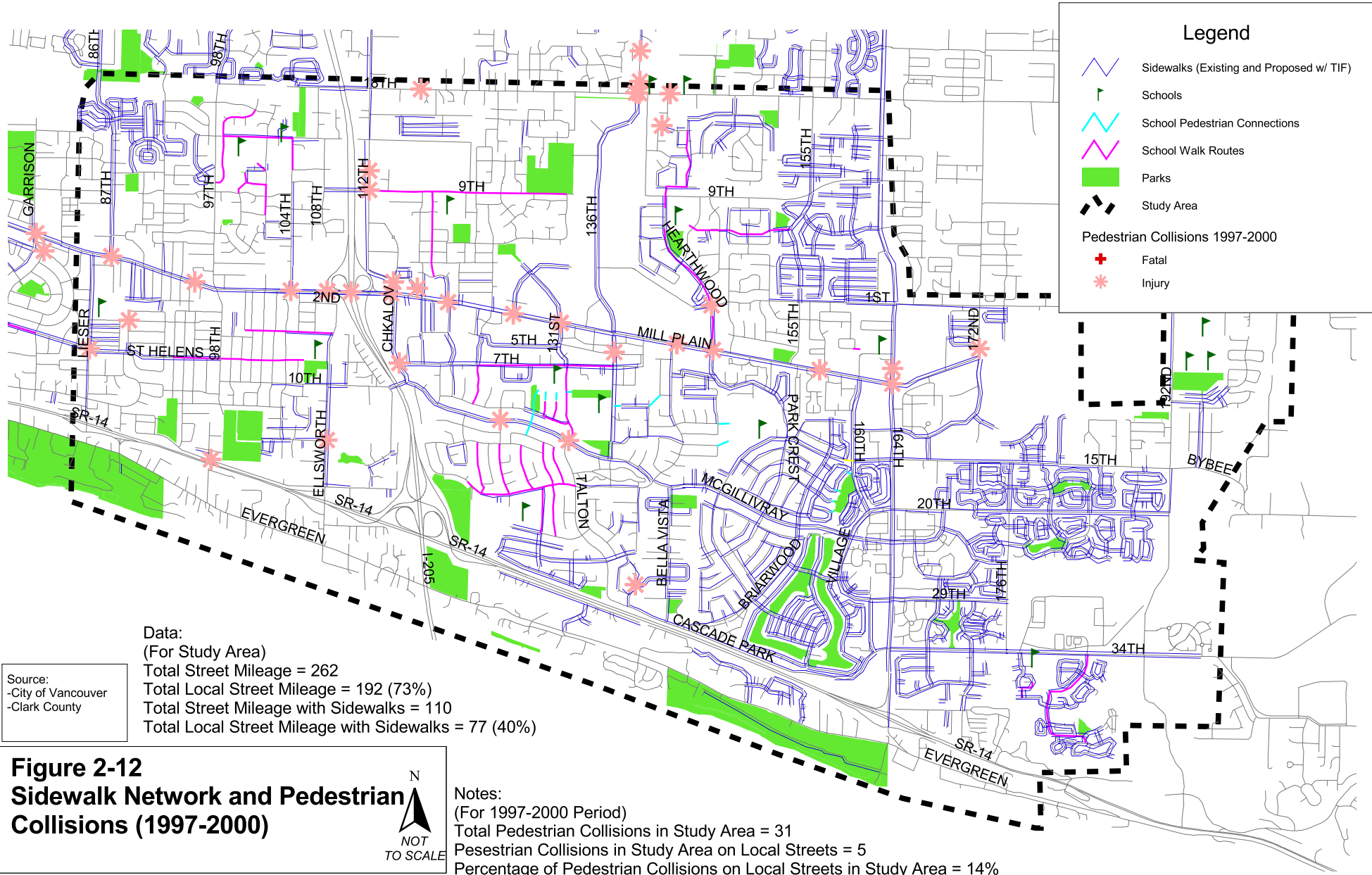










SE Vancouver NTMP



Legend

-  Sidewalks (Existing and Proposed w/ TIF)
-  Schools
-  School Pedestrian Connections
-  School Walk Routes
-  Parks
-  Study Area


Pedestrian Collisions 1997-2000

-  Fatal
-  Injury

Data:
(For Study Area)
 Total Street Mileage = 262
 Total Local Street Mileage = 192 (73%)
 Total Street Mileage with Sidewalks = 110
 Total Local Street Mileage with Sidewalks = 77 (40%)

Source:
 -City of Vancouver
 -Clark County

**Figure 2-12
 Sidewalk Network and Pedestrian
 Collisions (1997-2000)**

N

 NOT TO SCALE

Notes:
 (For 1997-2000 Period)
 Total Pedestrian Collisions in Study Area = 31
 Pedestrian Collisions in Study Area on Local Streets = 5
 Percentage of Pedestrian Collisions on Local Streets in Study Area = 14%